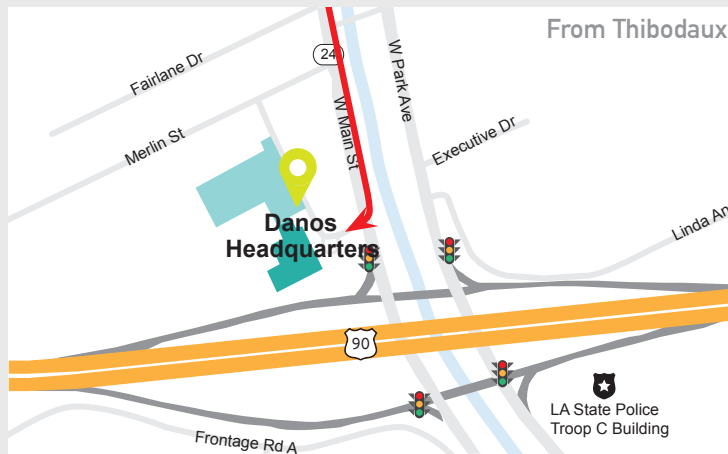


Welcome to Danos Corporate Headquarters

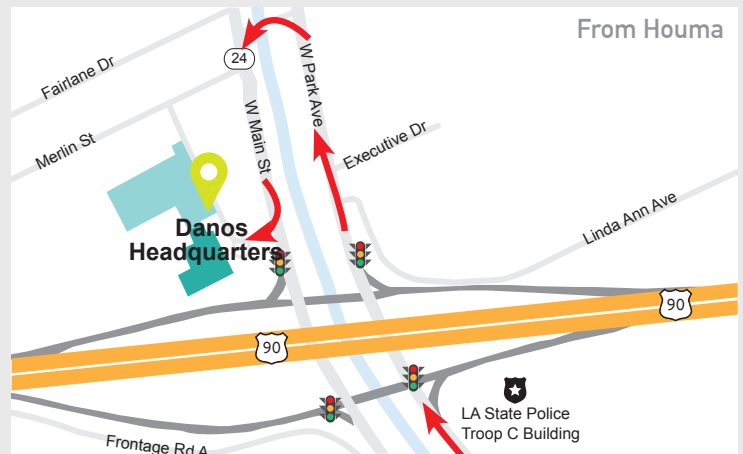
How Do I get There?*

From **North** on Hwy 24



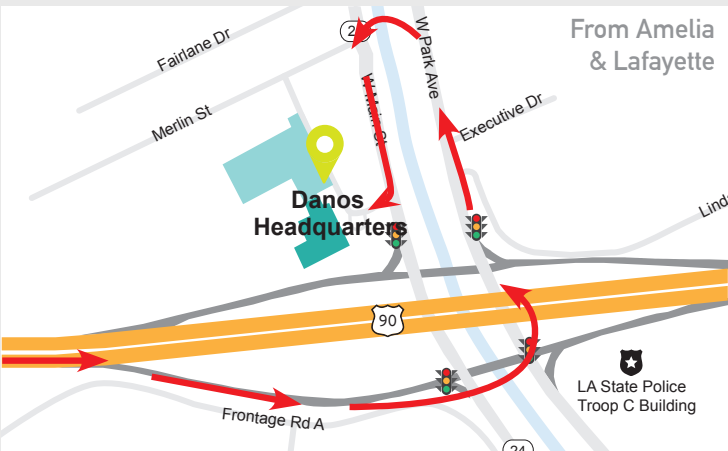
1. Travel South on Hwy 24
2. Turn right before Hwy 90 into the campus

From **South** on Hwy 24



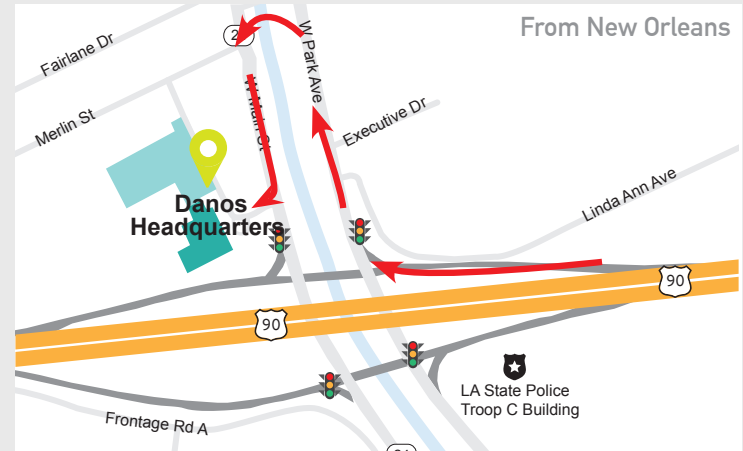
1. Travel North on Hwy 24
2. Continue under Hwy 90 on Hwy 24/W Park Ave
3. Make a U-turn on Merlin Bridge onto W Main St
4. Turn right into the campus

From **West** on Hwy 90



1. Take exit 202 on Hwy 90
2. Cross under Hwy 90 on Hwy 24/W Park Ave
3. Make a U-turn on Merlin Bridge onto W Main St
4. Turn right into the campus

From **East** on Hwy 90



1. Take exit 202 on Hwy 90 on Hwy 24/W Park Ave
2. Make a U-turn on Merlin Bridge onto W Main St
3. Turn right into the campus

*Please plan your travel. May require use of alternative routes during heavy rush hour traffic.